


PRE-YOM KIPPUR SORRY HANDOUT




students will love this SORRY-themed Teshuvah worksheet and edible game, made with Mike & Ikes, marshmallows, and edible markers! Visit evergrowingeducator.com/blog/sorry for the links to the boxes. (These printables are made to match the box size linked on the blog.)



INCLUDED IN HERE:

1) Worksheet + teachers answer key to learn about Teshuvah




2) Reflection Questions based on the information learned in the handout



3) Sorry board cover (for the box), game boards (to go into the box as well as a jumbo version for in-class games) and SORRY game cards



4) Directions to play the edible game



Object of the Game:

The goal is to understand the steps of Teshuvah, moving step by step until you return Home - to your Neshama, which is always connected to Hashem.

Game Preparation:

In Sorry, each player chooses a color and places their pawns on their Start space.

In **this** game, it's between you and Hashem or you and the one who you wronged. As soon as you're ready to do Teshuva, you're ready to Start!

Game Play:

In Sorry, each player tries to reach Home first. In **this** game, the goal is not speed, but to go through the steps of Teshuvah carefully.

1. The first step of Teshuvah is _____, which means regret for what was done wrong.
2. The second step of Teshuvah, _____, means _____ to the mistake with speech.
3. The third step of Teshuvah is _____, making a resolution to live differently in the future.

Important to know:

- If you did something wrong to another person, you need to ask them for forgiveness. After asking _____ times, even if they did not forgive you, Hashem forgives you. Of course, if someone asks you for forgiveness, you should forgive them as well.
- If you took something from someone, it's not enough to just ask for forgiveness. First, you have to return it.
- Teshuvah is not about becoming a new person but about returning to the real you. Your innermost part of your Neshama is literally a part of _____ and can never be damaged. Sometimes we just forget who we are. But no matter what we have done, we can always return. The word Teshuvah, which comes from the root _____, reminds us of this.
- The Alter Rebbe writes in Igeres Hateshuva that the main part of Teshuva is _____, which means to resolve to never again transgress this or any other sin. The Alter Rebbe says that the reason a person does an Aveira is because he's lacking Kabbalahs ol. So, real Teshuvah is to strengthen our Kabbalas Ol, and then, _____ is not just about that specific Aveira, but it's about all Aveiras, because you're adding in Kabbalas Ol in all aspects.

Advanced Mode:

There's an even higher level of Teshuva which can be seen in it's name, Teshuva.

_____	-	_____	ת
_____	-	_____	ש
_____	-	_____	ו
_____	-	_____	ב
_____	-	_____	ה

While this game of Teshuva is available year-round, it is especially important during the Aseres Yemei Teshuva between Rosh Hashana and Yom Kippur.



Object of the Game:

The goal is to understand the steps of Teshuvah, moving step by step until you return Home - to your Neshama, which is always connected to Hashem.

Game Preparation:

In Sorry, each player chooses a color and places their pawns on their Start space.

In **this** game, it's between you and Hashem or you and the one who you wronged. As soon as you're ready to do Teshuva, you're ready to Start!

Game Play:

In Sorry, each player tries to reach Home first. In **this** game, the goal is not speed, but to go through the steps of Teshuvah carefully.

1. The first step of Teshuvah is חרטה, which means regret for what was done wrong.
2. The second step of Teshuvah, ודוי, means admitting to the mistake with speech.
3. The third step of Teshuvah is קבלה עם העתיד, making a resolution to live differently in the future.

Important to know:

- If you did something wrong to another person, you need to ask them for forgiveness. After asking 3 times, even if they did not forgive you, Hashem forgives you. Of course, if someone asks you for forgiveness, you should forgive them as well.
- If you took something from someone, it's not enough to just ask for forgiveness. First, you have to return it.
- Teshuvah is not about becoming a new person but about returning to the real you. Your innermost part of your Neshama is literally a part of ה' and can never be damaged. Sometimes we just forget who we are. But no matter what we have done, we can always return. The word Teshuvah, which comes from the root שׁוּב, reminds us of this.
- The Alter Rebbe writes in Igeres Hateshuva that the main part of Teshuva is עציבת החטא, which means to resolve to never again transgress this or any other sin. The Alter Rebbe says that the reason a person does an Aveira is because he's lacking Kabbalahs ol. So, real Teshuvah is to strengthen our Kabbalahs Ol, and then, עציבת החטא is not just about that specific Aveira, but it's about all Aveiras, because you're adding in Kabbalahs Ol in all aspects.

Advanced Mode:

There's an even higher level of Teshuva which can be seen in its name, Teshuva.

Be sincere with Hashem	-	תמים תהיה עם ה' אלקיך	-ת
I have set Hashem before me always.	-	שויתי ה' לנגדי תמיד	-ש
Love your fellow as yourself.	-	ואהבת עמך כאור	-ו
In all your ways, know Him	-	ככל דרכיך דעהו	-ב
Walk discreetly with Hashem, your G-d	-	הצנע דכתי עם ה' אלקיך	-ה

While this game of Teshuva is available year-round, it is especially important during the Aseres Yemei Teshuva between Rosh Hashana and Yom Kippur.



Sorry! Yom Kippur Edition

Reflection Questions

In the traditional game of Sorry, the goal is to bring all your pawns Home. What do you think "Home" means when we talk about Teshuvah?

If someone does not forgive you right away, you try again. Why do you think Teshuvah sometimes takes more than one try?






The Rambam explains that every Jew deep down wants to do the right thing. Can you think of a time when you felt pulled to do something wrong, but inside you really wanted to make the better choice?

Which of the 5 Pishgimim of the Teshuva acronym speak to you the most? Why?



Recommended: Print on label sheet or have glue available










Recommended: Print on regular paper. Each group needs 1 stack, though you can give each student a sheet as well (so they can bring it home)






SORRY
 YOM KIPPUR EDITION
 You said sorry to a friend and they forgave you.
 Move ahead 2 spaces.



SORRY
 YOM KIPPUR EDITION
 You forgot to say sorry to someone you hurt (bein adam lachaveiro).
 Move back 2 spaces.



SORRY
 YOM KIPPUR EDITION
 You blamed someone else instead of admitting the mistake.
 Move back 3 spaces.


SORRY
 YOM KIPPUR EDITION
 What is the first step of Teshuvah?
 → If correct, move ahead 2 spaces.



SORRY
 YOM KIPPUR EDITION
 Who do we need to say sorry to if we hurt a friend?
 → If correct, move ahead 1 space.



SORRY
 YOM KIPPUR EDITION
 What should you do if your friend doesn't forgive you the first time?
 → If correct, move ahead 3 spaces.



SORRY
 YOM KIPPUR EDITION
 What does it mean to "leave the sin behind"?
 → If correct, move ahead 2 spaces.


SORRY
 YOM KIPPUR EDITION
 What special time of year do we focus most on Teshuvah?
 → If correct, move ahead 1 space.


SORRY
 YOM KIPPUR EDITION
 Share something new you learned about Teshuvah.
 → If correct, move ahead 3 spaces.


SORRY
 YOM KIPPUR EDITION
 You said sorry but did the sin again.
 Move back 2 spaces.


SORRY
 YOM KIPPUR EDITION
 What do you need to do if you took something from someone?
 → If correct, move ahead 1 space.


SORRY
 YOM KIPPUR EDITION
 Share a Piskom related to Teshuva.
 → If correct, move ahead 3 spaces.

Sorry! Yom Kippur Edition

Game Instructions

Goal:

Be the first player to move your piece from START to HOME by rolling the die and moving along the path.

Setup:

- Each player chooses one pawn.
- Place all pawns on the START space.
- Shuffle the SORRY cards and place them face-down in a pile.

On Your Turn

1. Roll the die and move your pawn forward that number of spaces.
2. Check the space where you land:
 - Blank color space: Nothing happens. Stay there.
 - S [SORRY] space: Pick up the top SORRY card and follow what it says, then put it in the discard pile.
 - Some cards will ask a question - answer correctly and you get to move ahead. If you get it wrong, you need to go back to your previous spot.
 - Some cards might send you back.
 - Others may let you move ahead!

Tip: The mike and ikes may be hard to balance and stay on the spot during the game. You may want to shave the bottom with a plastic knife to give it a flatter bottom, or just cut off a tip from the top and use that. Alternatively, any small candies work.


Winning:


The first player to reach the END space wins!

While this game of Teshuva is available year-round, it is especially important during the Aseres Yemei Teshuva between Rosh Hashana and Yom Kippur.

Enjoy this resource from Evergrowing Educator!

Sign up for more resources so you don't miss out!

 EvergrowingEducator@gmail.com

 WhatsApp "TEACH" to 516-421-7071 for daily tips

 Follow @EverGrowingEducator

 Sign up for monthly emails at www.evergrowingeducator.com/emails